

CD 33

Jakker



20 modeller.

Beskrivelser af arbejdsgang på engelsk.

Forskellige jakker

Personal Pattern — Perfekt Pasform

Et skridt foran i modesyning

For flere informationer og nyheder klik ind på

www.pppp.dk

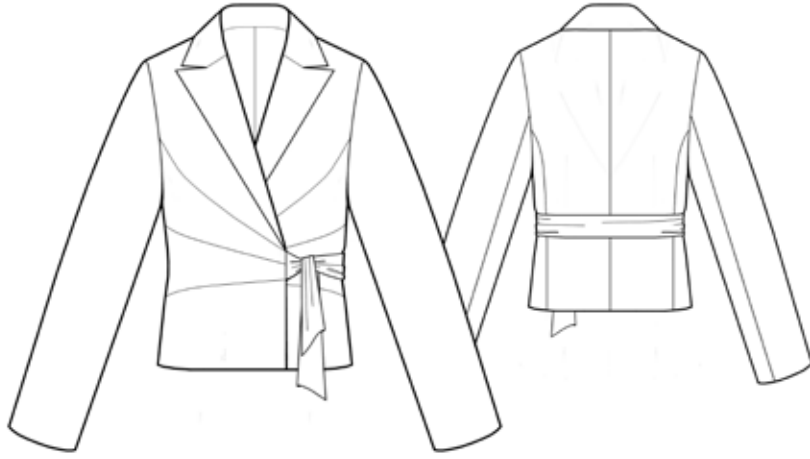
CD SNITMØNSTRE — SÅ NEMT ER DET:

- Sæt cd'en i computeren — programmet starter op af sig selv
- Indtast personlige mål:
 - I højde
 - II brystvidde
 - III taljevidde
 - IV hoftevidde
- Vælg model
- Print snitmønstret ud fra din egen printer
- Sæt arkene sammen
- Klip og sy

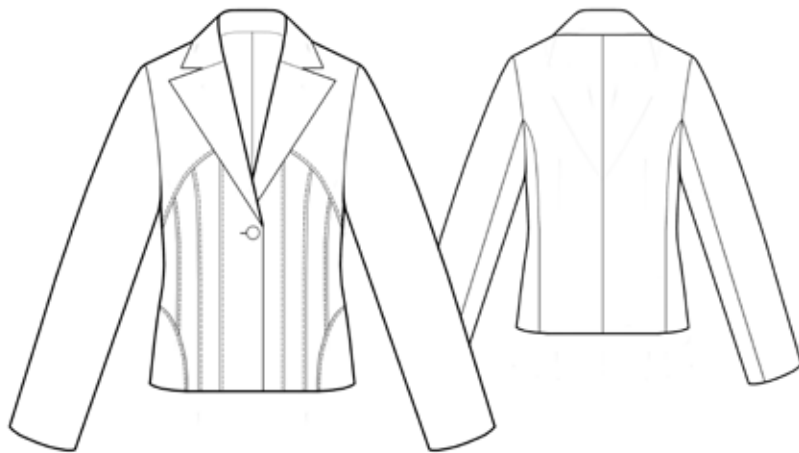
God fornøjelse

Olga Christensen


5535



5536




5537



5538




5539



5540



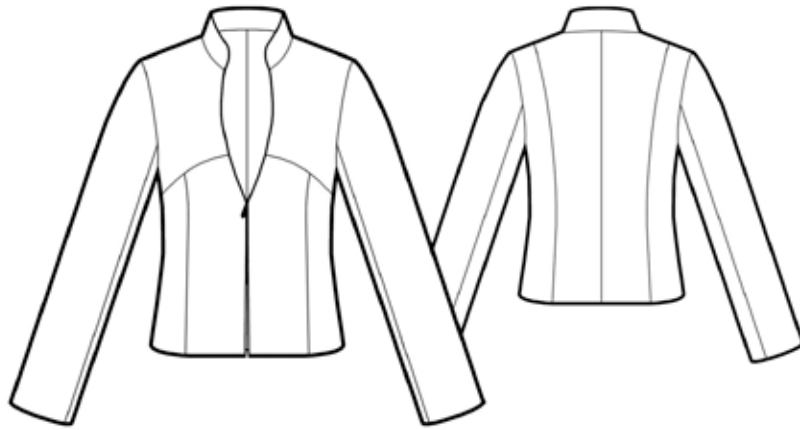
5541




5542



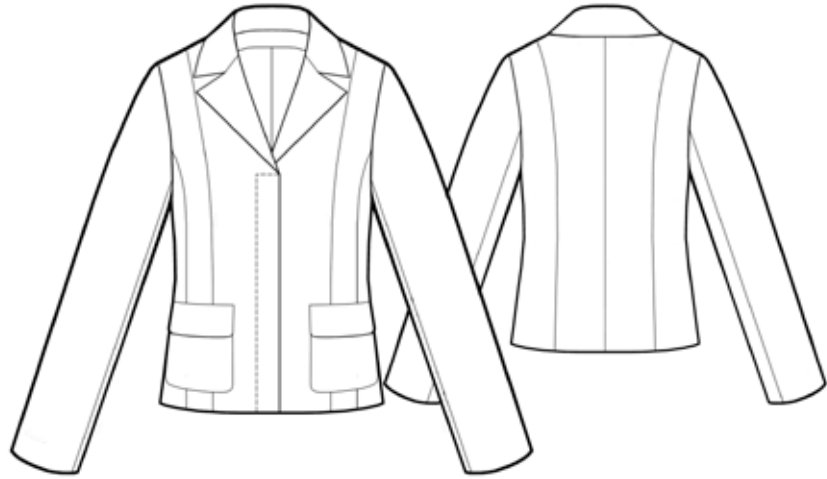
5543




5544



5545




5546



5547




5548



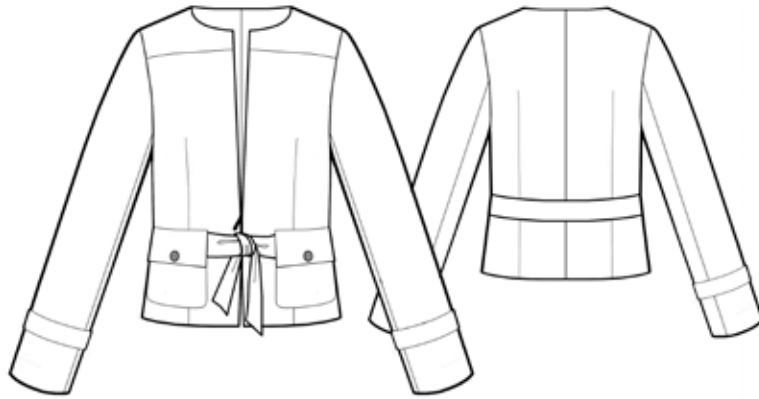
5549



5550



5551



5552



5553



5554

