

CD 20

Skolepiger



30 modeller

Uden beskrivelser af arbejdsgang

Jakker, bukser, bluser, kjoler, frakker, nederdele, vest

Anbefalede størrelser: 128-164

Personal Pattern — Perfekt Pasform

Et skridt foran i modesyning

For flere informationer og nyheder klik ind på

www.pppp.dk


CD SNITMØNSTRE — SÅ NEMT ER DET:

- Sæt cd'en i computeren — programmet starter op af sig selv
- Indtast personlige mål:
 - I højde
 - II brystvidde
 - III taljevidde
 - IV hoftevidde
- Vælg model
- Print snitmønstret ud fra din egen printer
- Sæt arkene sammen
- Klip og sy


God fornøjelse

Olga Christensen

7038




7039



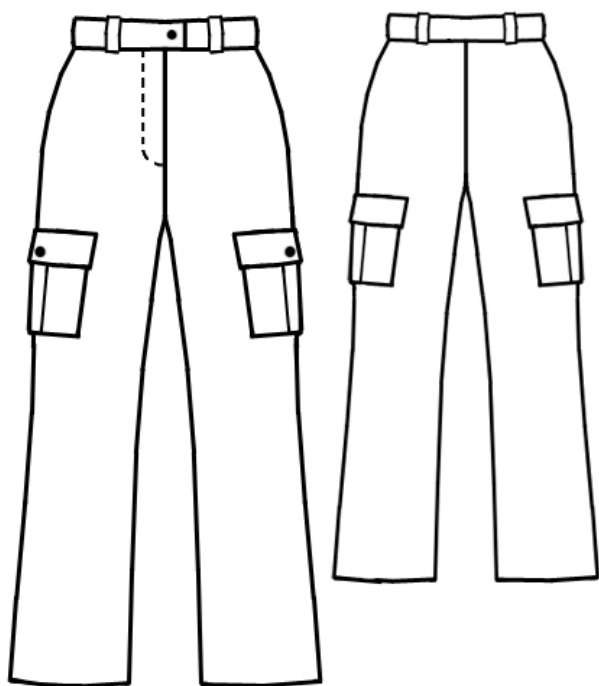
7040




7041



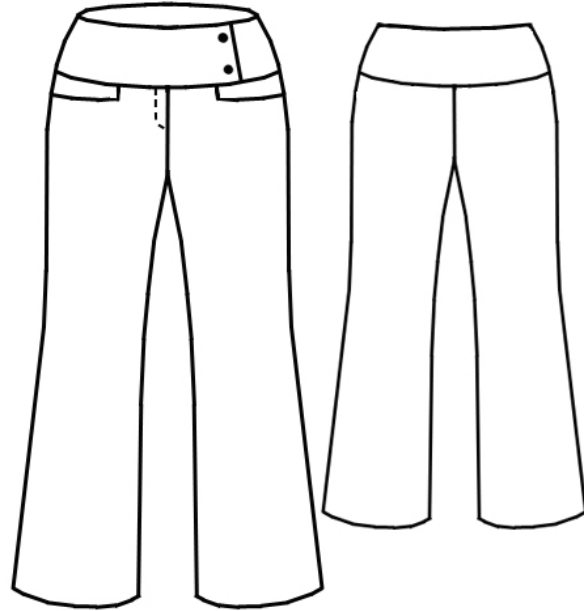
7042




7043




7044



7045




7046




7047




7048



7049



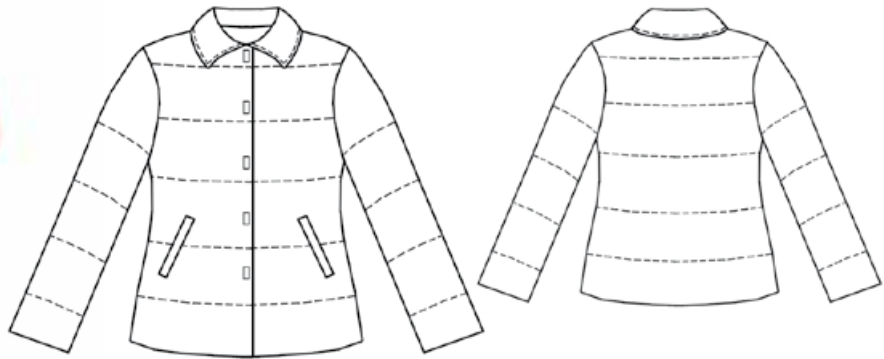
7050




7051




7052



7053




7054



7055




7056




7057




7058




7059



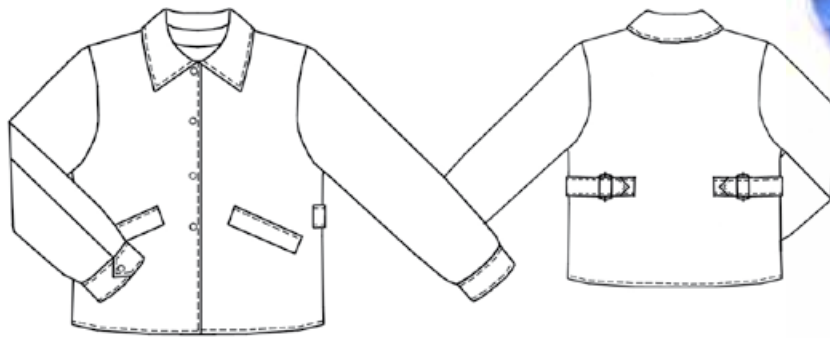
7060




7061




7062



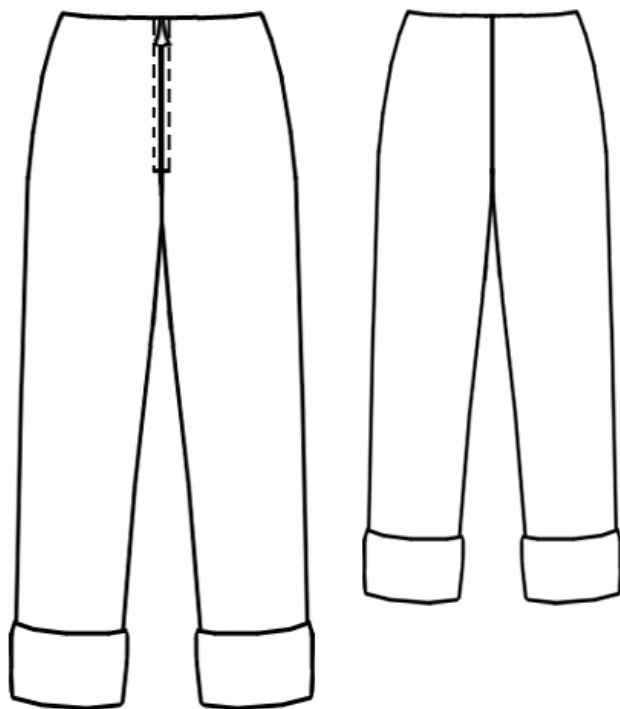
7063



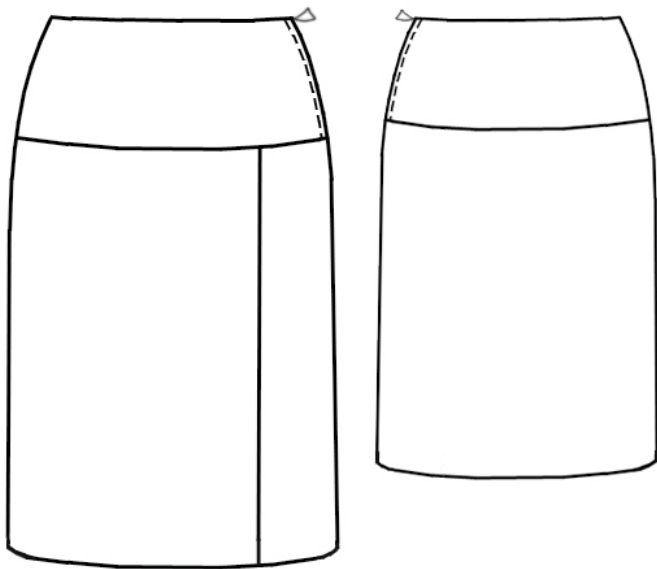
7064



7065



7066



7077

