

CD 21

Bluser



30 modeller

Beskrivelser af arbejdsgang på dansk

Bluser, toppe, jakker

Personal Pattern — Perfekt Pasform

Et skridt foran i modesyning

For flere informationer og nyheder klik ind på

www.pppp.dk


CD SNITMØNSTRE — SÅ NEMT ER DET:

- Sæt cd'en i computeren — programmet starter op af sig selv
- Indtast personlige mål:
 - I højde
 - II brystvidde
 - III taljevidde
 - IV hoftevidde
- Vælg model
- Print snitmønstret ud fra din egen printer
- Sæt arkene sammen
- Klip og sy

God fornøjelse

Olga Christensen


5278



5279



5280



5281



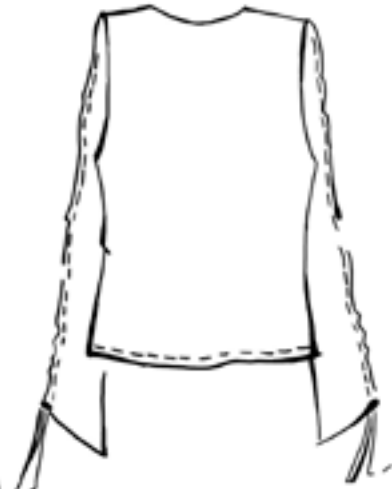
5282



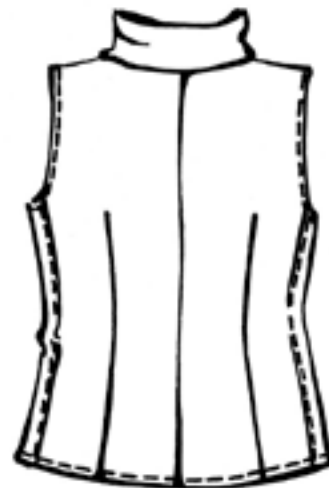
5283



5284



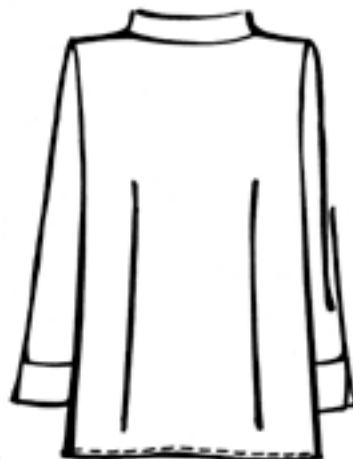
5285



5286



5287



5288



5289



5290



5291



5292




5293



5294



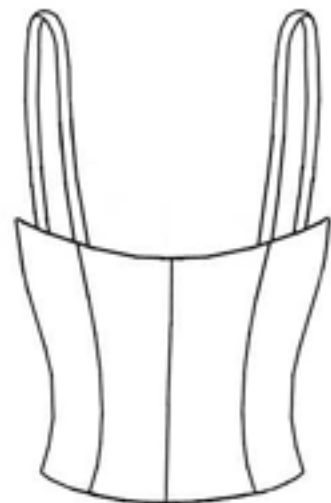
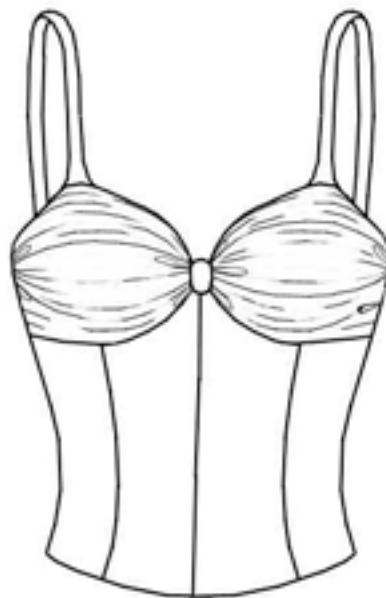
5295



5296



5297



5298



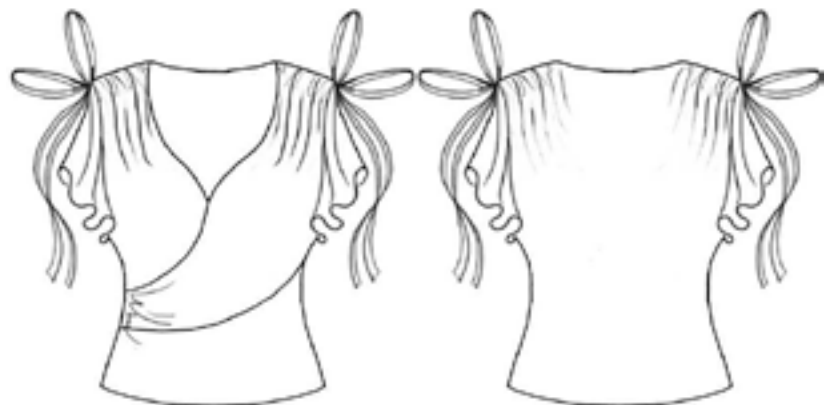
5299



5300



5301



5302




5303



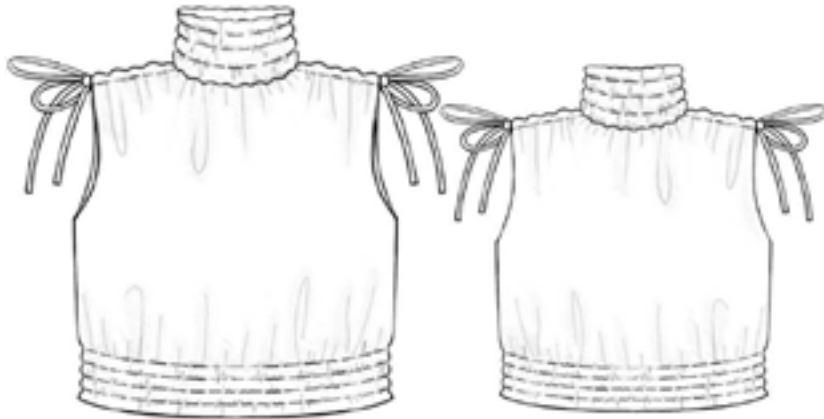
5304



5305



5306



5307



